

## PPP® Online Risk Management Course Instructions

October 3, 2024

### 1. Before You Begin

The PPP® Risk Management Online Course is broken down into 8 short modules. To obtain the Risk Management professional liability premium discount and CE credits, **all 8 modules** must be completed in their entirety. You will need your PPP® policy number in order to register.

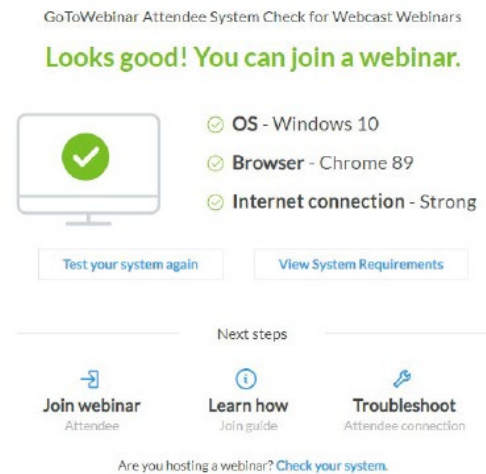
You can view this webinar from anywhere, anytime, using a compatible computer or mobile device. **It is highly recommended that you check your system requirements to avoid any connection issues. This option will be provided in your confirmation email and will look similar to the screenshot to the right.**

### 2. Accessing the Course

The online course can be accessed at the following site:  
<https://www.protectorplan.com/ppp-risk-management-webinar/>

### 3. Registration

The link above will take you to a landing page where all 8 modules of the online course are posted. The modules may be viewed in any order. Once you click on the module you would like to watch, you will be taken to a registration page. Please complete all required fields. **Note the completion time on the registration page of each module so you may plan accordingly.** The module will automatically begin as soon as you submit your registration. If you are not ready to complete the module at the time of registration, you may close the window. You will receive an email containing a link for you to access the module at your convenience.



# Oral Cancer - Module #1

Dr. Ty Galvin, D.D.S. discusses the increase in oral cancer, litigation management and stresses proper protocol and screening. **The webinar length is 42 minutes.**

\*Required field

First Name\*  Last Name\*

Email Address\*  128

Name

Policy Number

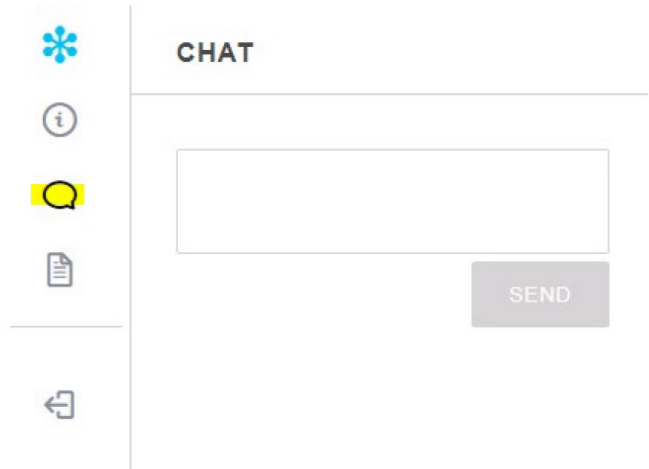
Practicing State

## 4. During the Course

If you need to step away during a module, you may click the pause button at any time.



There is an option to send in a question via the chat feature. Please note an answer will not be provided while watching the webinar. An email will be sent with your question to the Risk Manager, who will respond once the email is received.



## 5. Finishing a Module

After completing each module, you will be prompted to complete a survey. This **MUST** be completed to confirm your attendance of the course and provide you with CE and professional liability premium credit.

## 6. During Your Last Module

Throughout the online course, you will be instructed to download and fill out the Certificate of Completion form. You only need to fill out **ONE** Certificate of Completion form and it can be done when you are completing your last module. **During your last module of the course, please be sure to download the Certificate of Completion BEFORE the PowerPoint presentation concludes.** Remember that all 8 modules need to be completed in order to obtain

the professional liability premium credit and AGD (if applicable) CE credits. You will find the option to download this form in the menu on the left-hand side of the screen.



## 7. Certificate of Completion


Please complete all applicable fields. **The Completion Code is the 4-digit month and day that you completed your last module.** Once the form is completed, please email it to [rmc@bbprograms.com](mailto:rmc@bbprograms.com) in order to obtain the professional liability premium and AGD CE (if applicable) credit.

has attended the Continuing Dental Education Lect

on March 24, 2023 in PPP Onl  
TODAY'S DATE

AGD subject codes: 149 (Multi-disciplinary Topics)

Completion Code: 0324 Are you currently i

  
\_\_\_\_\_  
DENTAL CLINICAL RISK MANAGER

For technical support, please contact [ppp@bbprograms.com](mailto:ppp@bbprograms.com). For questions and assistance with your Certificate of Completion and credit processing, please contact [rmc@bbprograms.com](mailto:rmc@bbprograms.com).